



CUT and PASTE

PIZZA

1. Cut out all of the toppings — .
2. Glue them to the crust.
3. Build your own pizza!




▼ Toppings




CUT and PASTE

PIZZA

1. Cut out all of the toppings — .
2. Glue them to the crust.
3. Build your own pizza!




▼ Toppings





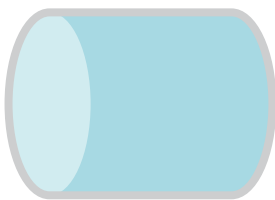
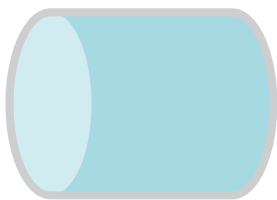



CUT and PASTE

PIZZA

1. Cut out all of the toppings — .
2. Glue them to the crust.
3. Build your own pizza!



▼ Toppings



CUT and PASTE

PIZZA

1. Cut out the toppings — .
2. Glue them to the crust on other worksheets.

▼ Toppings

