


CUT and PASTE

SUSHI

1. Cut out all of the Neta (toppings) — .
2. Glue them to the Shari (rice).
3. Build your own sushi!

Shari (rice) ▼




Neta
(Toppings) ▶





CUT and PASTE

SUSHI


1. Cut out all of the Neta (toppings) — .
2. Glue them to the Shari (rice).
3. Build your own sushi!



Shari (rice)▲



Neta
(Toppings)▶

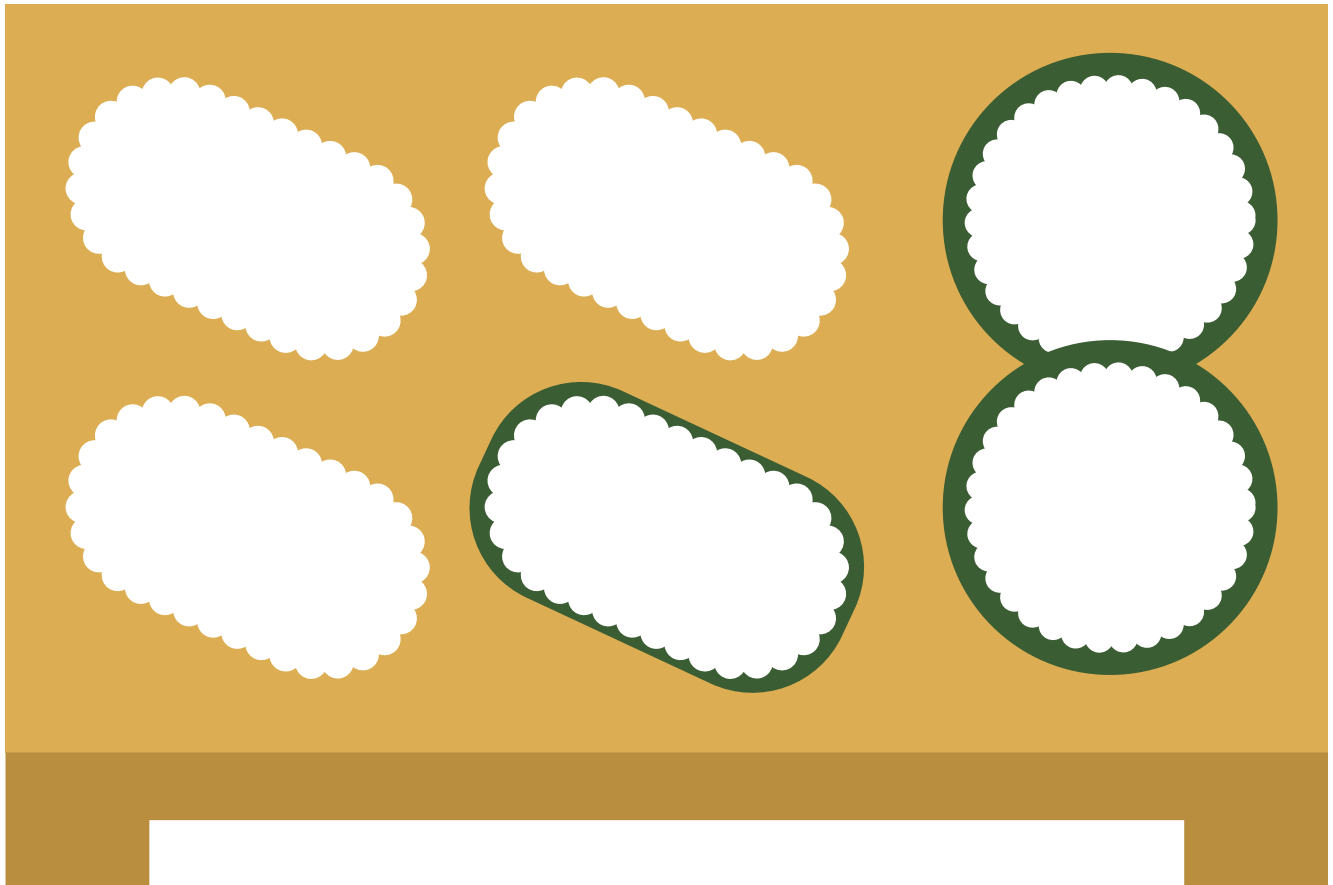


CUT and PASTE

SUSHI

1. Cut out all of the Neta (toppings) — .
2. Glue them to the Shari (rice).
3. Build your own sushi!

Shari (rice) ▼



Neta
(Toppings) ▶

